


DYNEQUIP ENGINEERED EQUIPMENT

BULK BAG UNLOADING SYSTEMS

- INFLATING SPOUT BAG CONNECTION
- IRIS VALVE BAG CONNECTION WITH ACCESS DOOR
- HOIST AND TROLLEY BAG LOADING
- FORK TRUCK BAG LOADING
- CUSTOM DESIGNS
- UNLOADS BULK BAGS AND TOTES
- SANITARY AND INDUSTRIAL DESIGNS
- CARBON OR STAINLESS STEEL
- WITH OR WITHOUT SCALE SYSTEMS
- INTEGRATED BAG BREAK STATIONS
- INTEGRATED DUST COLLECTION
- EXPLOSION PROOF CONTROLS
- BAG BOTTOM AGITATION



BULK BAG FILLING EQUIPMENT

- CUSTOM ENGINEERED TO MEET YOUR NEEDS
- OPTIONAL PALLET CONVEYORS
- SHORT TO TALL BAG ADJUSTABILITY
- WITH OR WITHOUT SCALE SYSTEMS
- SANITARY AND INDUSTRIAL DESIGNS
- INFLATING SPOUT CONNECTION
- EASILY RELEASED BAG STRAPS
- BAG PRE-INFLATION



BAG DUMP STATIONS


- LARGE DOOR OPENING FOR EFFICIENT BAG DUMPING
- DISCHARGE TO BE DESIGN TO MEET YOUR NEEDS
- TOOL FREE, EASY TO TAKE APART & CLEAN
- WITH OR WITHOUT DUST COLLECTION
- SANITARY AND INDUSTRIAL DESIGNS
- CARBON OR STAINLESS STEEL
- GAS SHOCK SUPPORTED DOOR



DYNEQUIP ENGINEERED EQUIPMENT


DUST HANDLING—BIN VENTS—DUST COLLECTORS—FILTER RECEIVERS

- SANITARY AND INDUSTRIAL DESIGNS
- EXPLOSION PROTECTION DESIGNS
- BAG OR CARTRIDGE FILTERS
- TOOL-FREE FILTER CHANGES
- WITH OR WITHOUT INTEGRATED FANS
- TOP OR BOTTOM FILTER BAG REMOVAL



SCREW CONVEYORS

- SANITARY AND INDUSTRIAL DESIGNS
- MOBILE AND STATIONARY UNITS
- CEMA U-TROUGH OR TUBE DESIGNS
- FLEXIBLE SHAFTLESS UNITS
- VARIABLE RATE CONTROLS



CUSTOM DESIGNED EQUIPMENT

- LET US DESIGN CUSTOM EQUIPMENT & UNIQUE COMPONENTS FOR YOUR PROJECT
- OUR ENGINEERS CAN HELP YOU SOLVE TOUGH MATERIAL HANDLING PROBLEMS
- SANITARY FOOD GRADE DESIGNS
- INDUSTRIAL HEAVY DUTY DESIGNS
- SEE PICTURES FOR SOME CUSTOM PARTS
 - SANITARY HEPA FILTER
 - HOPPERS & BINS
 - PALLET CONVEYORS
 - MAGNET TOTE
 - PICK-UP SHOE

